

How to Connect to Google Meet

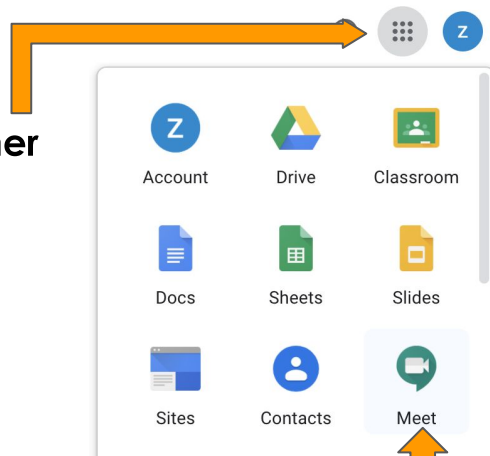


Using a Chromebook

#1 Sign in to Chromebook with FAW Google Account

(When you first login to a school FAW Chromebook, students will need to type in their Google password. For the duration of their session, they will be logged into Google.)

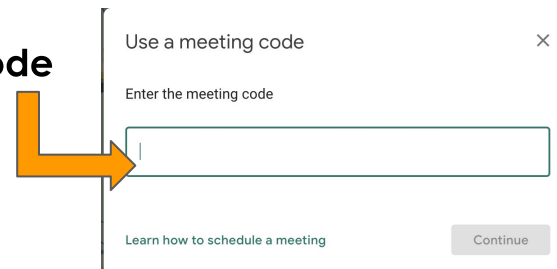
#2 Click on the waffle/App launcher in the upper right hand corner




#3 Click on Meet App



#4 Join the Meet by typing the meeting code



#5 Allow Meet to access your microphone and camera and then join the meeting



Please note: **Students must be logged into their FAW School Google account.** If children are logged into their personal accounts, please logout and then log in to the FAW account. Students can join AFTER the teacher launches the meeting. IF the teacher is not in the Google Meet at the meeting time, please try again in a few seconds/minutes.

Direct Link: <https://meet.google.com>

How to Connect to Google Meet



Using a non-Chromebook Computer

#1 Sign in to your FAW Google Account: <https://myaccount.google.com>

Google

Sign in

Use your Google Account

Email or phone
yourusername@fatherandrewwhite.org

Forgot email?

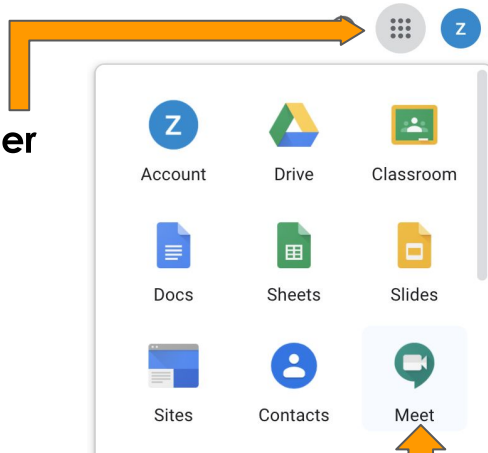
Not your computer? Use Guest mode to sign in privately.

[Learn more](#)

Create account

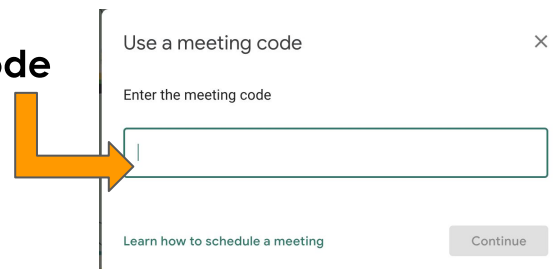
Next

#2 Click on the waffle/App launcher in the upper right hand corner

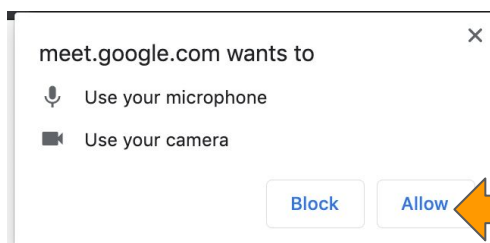


#3 Click on Meet App

#4 Join the Meet by typing the meeting code



#5 Allow Meet to access your microphone and camera and then join the meeting



FAWS Computer is in this call

Join now

Present

Please note: **Students must be logged into their FAW School Google account.** If children are logged into their personal accounts, please logout and then log in to the FAW account. Students can join AFTER the teacher launches the meeting. IF the teacher is not in the Google Meet at the meeting time, please try again in a few seconds/minutes.

Direct Link: <https://meet.google.com>

How to Connect to Google Meet



Using an iPad

#1 Download the Google Meet App from the App Store



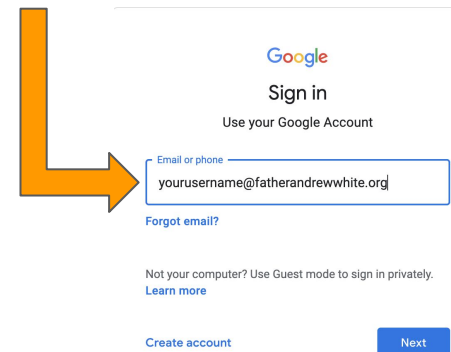
Google Meet 4+
Secure video meetings
Google LLC
#3 in Business
★★★★★ 4.5, 4.6K Ratings
Free

#2 Click to sign in.

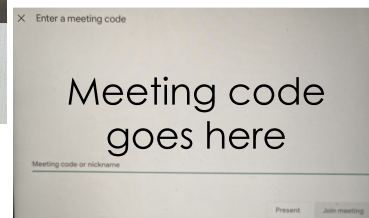
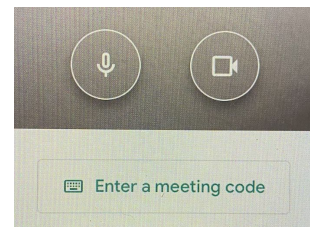


Note: You may be required to add a passcode to your device. Go to Settings -> Touch ID & Passcode

#3 Sign in to your FAW Google Account:
<https://myaccount.google.com>



#4 Join the Meet by typing the meeting code



#5 Tap to join



Please note: Students can join AFTER the teacher launches the meeting. IF the teacher is not yet in the Google Meet you will receive an error message. Please click "Dismiss" and try again in a few seconds/minutes.

You can't join this meeting as z...@fatherandrewwhite.org. Switch to another Google account and try again.

Dismiss

Direct Link: <https://meet.google.com>